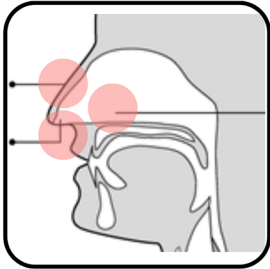


Match each respiratory part to its function.

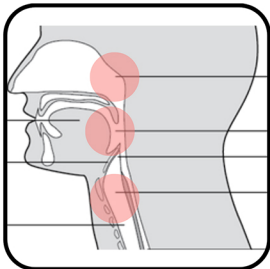
Look at the pictures and write a line to connect and match to the functions.



•

•

Connects the throat (pharynx) to the windpipe (trachea).



•

•

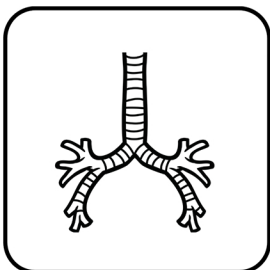
Channels air from the larynx to the bronchi.



•

•

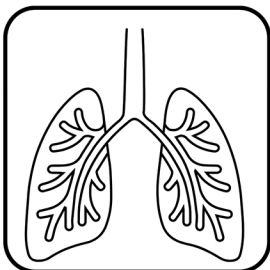
Filters, warms, and moistens inhaled air.



•

•

Passageway for both air and food/liquid.



•

•

Distribute air throughout the lungs, branching off from the trachea into smaller airways.