


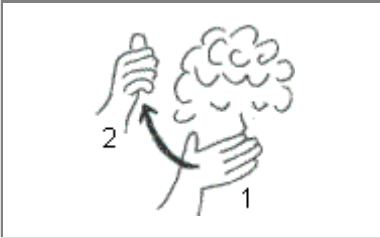

# The Girl Scout Law


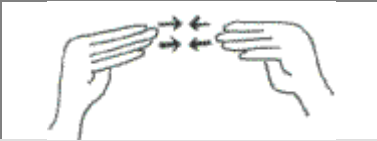
## Words



I will do my best to be  
 honest and fair,  
 friendly and helpful,  
 considerate and caring,  
 courageous and strong, and  
 responsible for what I say and do,  
 and to respect myself and others,  
 respect authority,  
 use resources wisely,  
 make the world a better place, and  
 be a sister to every Girl Scout.

## Signs

Do best me  
 honest, fair  
 friend, helping  
 kind/caring  
 brave, strong, and  
 responsible for say, do me  
 and respect others, me  
 respect authority  
 use gifts wise  
 make world better and  
 sister me to all girl scouts/campers)

		
Do	best	me

	
honest	fair

	
friend	helping

continued...

## Cheat Sheet for the **Girl Scout Law** adapted for ASL Signs

...Continued

Scout	Touch the fingertips of "v" hands to create a tent. Then make the sign for "an individual/person who" by moving open hands, palms turned in toward the body, down the sides of the body, chest to hip.
sister	Using a right "d" hand, touch the right cheek near the mouth. Then bring the right "d" hand down to meet the left "d" hand, palms down and fingers pointing forward, touching them twice to indicate sameness/similarity.
strong	Hold the left arm out, slightly bending at the elbow and clenching the left fist, palm up. Then move the right curved hand from the left shoulder to the inside of the left elbow to indicate a large and powerful muscle.
to	Move the right index finger to touch the left index finger.
use	Using a right "u" hand, make a clockwise circle, palm facing outward.
wise	wise - Move a right "x" hand up and down twice on the forehead to indicate intellectual depth, i.e. a forehead full of knowledge, top to bottom.
world	Momentarily rest the right "w" hand on top of the left "w" hand. Then move the right "w" hand in a circular motion out and under the left hand, coming to rest again on top of the left "w" hand. (Note: the right hand will make a complete circle around the left hand.)

### About the Author

**Elaine Ernst Schneider** entered the classroom as a special education teacher in the 1970's. Since then, she has taught mainstream English Grammar, Literature, music K-12, deaf education, psychology, Algebra, creative writing, social studies, psychology, law, and science in both public and private schools. In the 1990's, Elaine created an adaptive education program and implemented a student teacher program in a cooperative effort with the University of West Florida. While there, she opted to take her masters level courses in the area of learning disabilities. Today, she writes curriculum for several companies, as well as freelance articles on education and is the co-founder and managing editor for the Lesson Tutor website.

©Lesson Tutor® 2002  
[www.lesstutor.com](http://www.lesstutor.com)